



# 无菌取样阀 ASEPTIC SAMPLING VALVE

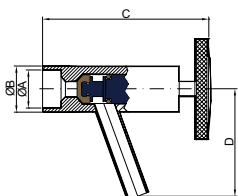
## 技术参数 Technical specification

- 接口方式：螺纹，卡箍，焊接
- 最大压力：10bar 145psi
- 最小压力：真空
- 适用温度：-10℃ 50°F至120℃ /248℃
- 阀体材质：AISI 304 AISI 316L
- 密封材质：PTFE
- Connections: thread, clamp, weld
- Max. pressure: 10bar 145psi
- Min. pressure: vacuum
- Temperature: -10℃ 50°F至120℃ /248℃
- Body material: AISI304 AISI316 L
- Seal material: PTFE
- 该取样阀接口方式: 螺纹，卡箍，焊接
- 规格:1/4",3/8",1/2",3/4"
- 密封材质:PTFE符合FDA177.2600
- 垫圈材质:EPDM NBR FPM 符合FDA177.2600
- 最高压力:10Bar
- 最高温度:120℃
- Connections: thread, clamp, weld
- Size: 1/4 " , 3/8 " , 1/2 " , 3/4 "
- Seal material: PTFE in accordance with FDA177.2600
- Max. pressure: 10bar
- Max. Temperature: 120℃



## 焊接式取样阀 Welded Sample Valve

No.KST-SV004

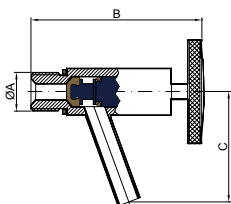


Size	A	B	C	D
1/2"	9.7	12.7	75	50
3/4"	16.05	19.05	75	50
1"	22.4	25.4	75	50



## 螺纹式取样阀 Male Sample Valve

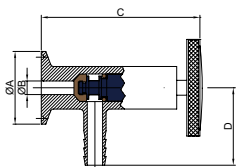
No.KST-SV005



Size	A	B	C	D
3/8"	G3/8"	75	50	
1/2"	G1/2"	85	50	
3/4"	G3/4"	100	50	

## 快装式取样阀 Clamp sampling valve

No.KST-SV006



Size	A	B	C	D
DN25	50.5	9	110	52.5

